

lliure



TECHNICAL RIDER

Passeig Santa Madrona,40-46
08004 Barcelona
Phone 0034 93 289 27 70
Web www.teatrel·liure.com

GENERAL

THEATRE

Building with two theatres:

- 1.-Sala Fabià Puigserver
- 2.-Espai Lliure

- 1.- Modular theatre and we can change the configuration of the auditorium and the capacity of the audience.
- 2.- Small theatre with seats at three or four sides.

TECHNICAL CREW

Technical office:

E-mail: tecnic@teatrelliure.com

Telephone: +0034 93 289 27 74

Position	Name	Extension	Phone number	E-mail
Technical Director	César Fraga	2230	0034 646 761 239	cfraga@teatrelliure.com
Technical Coordinator	Rai García	2232	0034 664 862 568	rgarcia@teatrelliure.com
Technical Coordinator	Marc Lleixà		0034 630 661 643	mlleixa@teatrelliure.com
Secretary of OFT	Sabrina Gràcia	2329	0034 609 813 519	sgracia@teatrelliure.com

Crew:

Position	Name	Extensió	Mòbil	E-mail
Chief of Stage Managers	María Rosales	2311	0034 664862727	mrosales@teatrelliure.com
Chief of Stage Technicians	Joan Bonany	2306	0034 664862694	jbonany@teatrelliure.com
Chief of Lighting technicians	Oriol Candela	2310	0034 664862703	ocandela@teatrelliure.com
Chief of Audiovisuals	Igor Pinto	2234	0034 664862570	ipinto@teatrelliure.com
Chief of Costum	Montse Olivella	2314	0034 664862727	molivella@teatrelliure.com

ACCESS- LOCATION

Road:



Entry Barcelona C-31 Gran Via direction España square.
GPS coordinates

Latitude: 41° 22' 15.60" N
 Length: 2° 9' 23.57" E



Access : **L1**, **L3** Plaza España
L3 Poble sec

Bus Plaza España: 9,13,27,30,37,50,57,65,109,157,
 N0,N1,N2,N13,N15,N53,EA,EN
 Bus Calle Lleida: 55

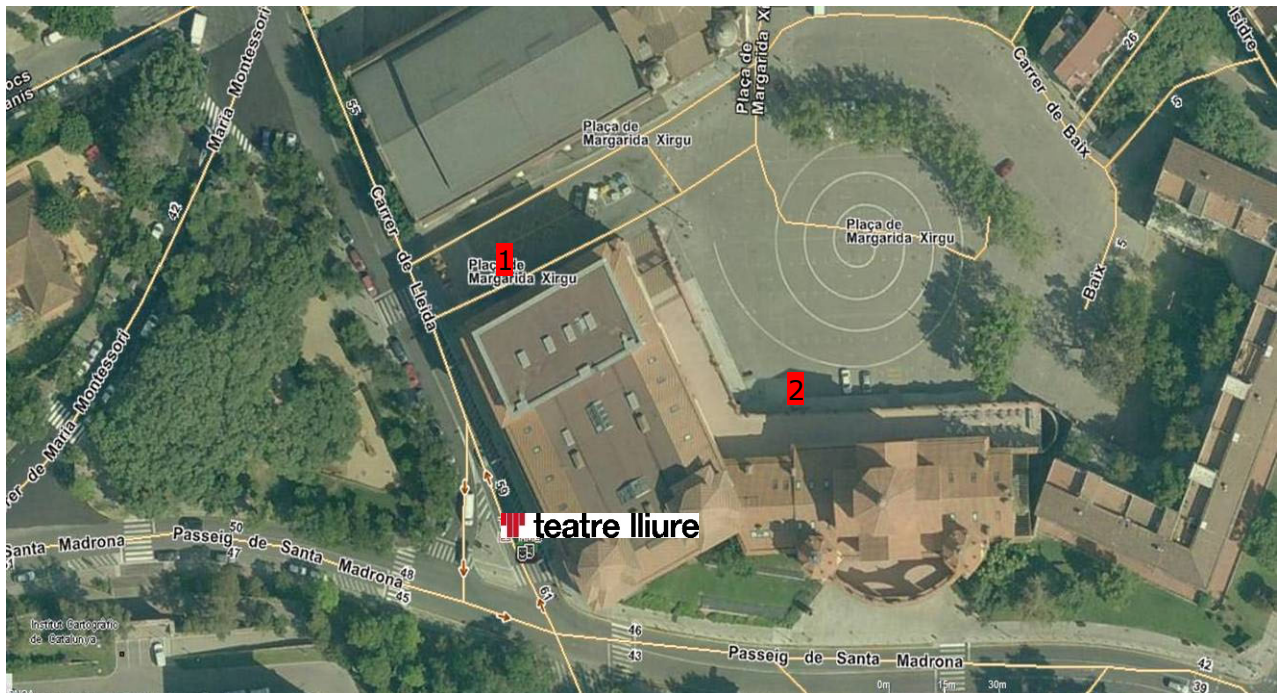
Bicing: Calle França Xica con Calle Ricard
 Avenida Rius i Taulet with Calle Lleida

Ferrocarriles Generalitat: Plaza España



ACCESS SET/LOAD-UNLOADING

Unloading sets sala Fabià Puigserver **1** al Carrer Baix.
Crew entry Plaça Margarida Xirgú **2** Plaça Margarida Xirgú
If you need parking for trucks, please contact with the technical office.



WORK PLANNING

Within the framework and collective agreement between the company and employees of the Teatre Lliure foundation there are regulations for each work shift for all employees of the foundation. It is not permitted to exceed a 9 hour maximum working day, and a 43 hours maximum per week. There are two shifts, morning and afternoon/evening. Each shift allows a 30 minute break if the shift is inferior to 7 ½ hours. If the shift exceeds the 7 ½ hours mark then the break is 45 minutes.

Normally the shifts are organised in the following way:

Morning shift: 08:00h – 15:30h

Afternoon/Evening Shift: 15:00h – 22:15h

When working during a performance the working hours are:

3 Hours prior to the beginning of the performance

Sundays: 2 Hours prior

Whenever the pre-arranged works cannot be carried out during this timetable, contact the technical office to make an agreement.

REGULATIONS

The companies which work alongside Teatre Lliure will respect the rules of prevention defined in the work plan, labour risks and self protection. No company may exceed 115 dB(A) of acoustic pressure during the performance in any possible configuration of the theatre or for any of the spectators' seats/stalls.

The light in the theater for public access may never be inferior to 100 Lux in any seat, stall or aisle.

Sala Fabià Puigserver

DESCRIPTION

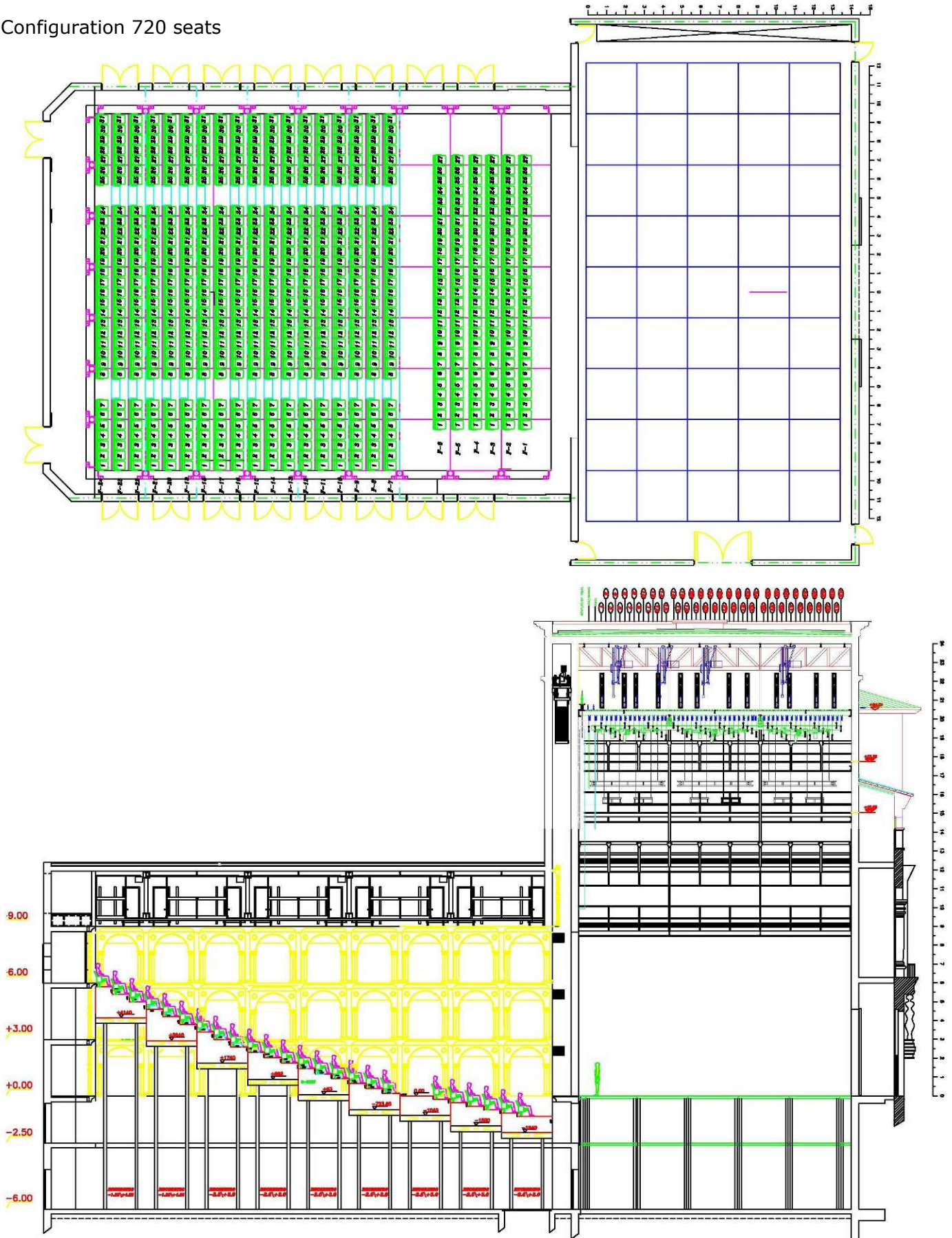


You can have audience space with 2,3 or 4 sides. Capacity depending configuration



PLAN THEATRE FABIÀ PUIGSERVER

Configuration 720 seats



STAGE

DIMENSION

WIDTH

Forestage: 18900
Stage right: 6480
Orquestra lift: 18900
1º Understage: 28400

Portal: 15450
Stage left: 6480
Understage: 28400

DEPTH

Forestage: 1800
Stage right: 14400
Orquestralift: 5400
1ºUnderstage: 14400


Fire curtain: 14000
Stage left: 14400
Understage: 14400

HEIGHT

Portal: 8800
Grid-roof maximum: 3500
Stage-stalls: 0
Orquestralift: 2475

Stage floor-grid: 20500
Minimum: 3500

1ºUnderstage: 2475



Grid on stage

Tilt stage: 0%

STAGE FLOOR

Material: Wood
Screwing: Yes
Surface area: 420 m2

PLATFORMS

Lift stage platforms: Yes
Type: 1 hydraulic
Location: Mobile
Surface platform: 2700x2700
Maximum height: 3000

LOADING/UNLOADING

5000 Width x 4500 Height
Distance to stage: 2000
Communication between
Outside to stage: Yes

FREIGHT ELEVATORS

2, at each side on the stage.
Freight elevator dimensions: 2700x2700
Maximum loading: 5000 Kg



Photo stage

PIPES

Manual pipes: 52
Pipes : 20000 lenght
Distance between Pipes: 250

maximum load: 750 Kg.

Sizes in mm

STAGE EQUIPEMENT

The list of material is common to both auditoriums of the theatre Lliure and for the different technical sections. Look availability.

ALL SECTIONS

Type	Brand	Description	Quantity
Motor	Prolyte	Chain motor 1Tn	8
Motor	Verlinder	Chain motor 1Tn	4
Truss	Prolyte	Black aluminium H30V x 4m	8
Truss	Prolyte	Black aluminium H30V x 3m	24
Truss	Prolyte	Black aluminium H30V x 2m	4
Truss	Prolyte	Black aluminium H30V x 1m	4
Bilite	Prolyte	Black aluminium X30L x 4m Ø48	12
Bilite	Prolyte	Black aluminium X30L x 3m Ø48	12
Bilite	Prolyte	Black aluminium X30L x 2m Ø48	12
Bilite	Prolyte	Black aluminium X30L x 1m Ø48	12
Bilite	Prolyte	Black aluminium X30L x 0,5m Ø48	6
Plataform	Nivoflex	2m x 1m (variable height)	30
Plataform	Nivoflex	1m x 1m (variable height)	3
Plataform	Sumescal	2m x 1m (variable height)	8
Plataform	Sumescal	2m x 0.5m (variable height)	19
Plataform	Hoac	2.670m x 0.890m (variable height)	22
Plataform	Hoac	1.780m x 0.890m (variable height)	7

MASKING

Width	Height	Description	Quantity
20000	1500	Border	2
20000	2000	Border	2
20000	2500	Border	2
20000	3500	Border	2
20000	4500	Border	2
1500	9000	Leg	4
2000	9000	Leg	4
3500	9000	Leg	4
4500	9000	Leg	10
22000	9000	Black cloth	1
14000	9000	Black cloth	2
20000	10500	Pearl gray PVC screen	1
16000	9000	Pearl gray PVC screen	1
20000	9000	Tulle Gobrlin	1

RAILS

Tipus	Brand	Description	Quantity
American Guide	KING	Long 2 m	20
American Guide	KING	Long 1 m	6
American Guide	KING	Long 0.5 m	6

DANCE FLOOR

Width	Height	Description	Quantity
1600	15000	Linoleum Harlequin DUO white-black	10
2000	15000	Linoleum Harlequin CASCADE white	10
2000	15000	Linoleum Harlequin CASCADE black	10

LIGHT

POWER

Installed power: 500 kW
Power for companies:: 110 kW

CIRCUITS/LINES

Stage

Auditorium

Channels on the stage: 550
Electric pipes: 0

Channels on the auditorium: 400
A round auditorium.

PATCH

Electronic form light desk.

DIMMERS

Digital N° channels: 804. Power: 3000w. Model: ETC
Digital N° channels: 108. Power: 5000w. Model: ETC

SIGNAL DIGITAL:

DMX 512, 3 universes and Ethernet
Points of connection: around the theatre.
Patch in control room.

LIGHTING DESK

Server:

ETC EOS APEX 5

Back up:

ETC EOS ION xe 20

LIGHT AUDITORIUM

Control from light desk and control room.

PLUGS

All plugs until 3kw are "CEE 7/4" tipos "F".(Shuko) **1**

Until 5kw single face(2P+T) **2** Cetac32A (3P+T+N) **3**



1



2



3

LIGHTING FIXTURES

The list of material is common to both auditoriums of the theatre Lliure and for the different technical sections. Look availability.

LIGHT	QUANTITY
CYC floor single STRAND Mod. ORION	48
CYC hang single STRAND Mod. IRIS	8
CYC hang double STRAND Mod. IRIS	14
PAR 64 Mod. THOMAS	100
PAR 64 Double Mod. THOMAS	12
J. Thomas P16 PAR BATTEN 20 lamps-2 circuit-2m.	8
Followspot Robert Juliat HMI 1200 W Mod. KORRIGAN	2
BEAM STRAND LITHING Mod. BEAMLITE 1kw	2
Svoboda ADB HT 2251.	15
Fresnel HMI ARRI Compact 2500w Theater Man Grey	1
Ballast ARRI EB 2,5/4kw.	1
Robert Juliat Digital shutter Jalousie 280 Ø	2
Profile RJ934 SNX 16° - 38° HMI 2,5Kw	2
Fresnel ADB Mod. CH50 13°-58° 5Kw	12
Fresnel ADB Mod. F201 12°-61 2Kw	12
ADB Mod. C201 5°-65° 2Kw	36
ADB Mod. C101 12°-61° 1Kw	38
Profile Robert Juliat 714sx 15° - 40° 2Kw	12
Profile Robert Juliat 713sx 29° - 50° 2kw	16
Profile Robert Juliat 710sx 10° - 25° 2 kw	6
Profile Robert Juliat 613sx 28° - 54° 1 kw	24
Profile Robert Juliat 611sx 11°-26° 1 kw	18
Profile ETC S4 750w. 5°	2
Profile ETC S4 750w. 10°	4
Profile ETC S4 750w. 50°	2
Lens ETC S4 Zoom 15°-30°	27
Lens ETC S4 Zoom 25°-50°	34
Profile ETC LED Series 2 Lustr (without lens)	40
Profile ETC LED Series 3 X8 (without lens)	24
Óptica ETC 14° XDLT Lens Tube Media	8
Óptica ETC S4 Led CYC Adapter	24
ROBE T1 Profile	16
Robert Juliat Quadri dimmable fluorescent light	22
Dimmers Robert juliat Digitour mod. Digi 6S	4
Snow machine Universal Effects	4
Smoke machine Mod. MDG MAX 3000 APS	2
Fog machine Mod. MDG ATMOSPHERE	2
Low Fog machine EVOLITE Heavyfog 4000	1
ROBE Haze 500 FT PRO	2

AUDIOVISUAL

Sound

MIXER

AVID VENUE | S6L-24D

Engine VENUE | E6L-144

We have two stages , one in the stage and the second on the FOH

On the stage we have 48 inputs and 24 outputs

On the FOH we have 16 inputs and 24 outputs

And extra MADI Card.

SPEAKERS

BRAND	DESCRIPTION	QUANTITY
ELECTROVOICE	XI-1183-64 3 way, active 960w, flying system	4
ELECTROVOICE	CI-1191-F Subwoofer 600w, flying system	4
ELECTROVOICE	XI-1152-64 2 way, active 600w, flying system	6
ELECTROVOICE	FM-1502 ER 2 way, active 300w, floor monitor	6
L'ACOUSTICS	ARCS WIFO, 2 X WIDE 6 X FOCUS, 2 X BUMPER	L&R
L'ACOUSTICS	A10 focus + A 10 wide. Central cluster	5
L'ACOUSTICS	A 10 focus Downfill	2
L'ACOUSTICS	5xt Ffill	6
L'ACOUSTICS	KS21	4
L'ACOUSTICS	LA4X AMP	8

AMPLIFIERS

BRAND	DESCRIPTION	QUANTITY
CRONW	Low speakers	2
CROWN	2 way independent XI-1152 / FM-1052 ER	8

RECORD & PLAYER

TYPE	BRAND	DESCRIPTION	QUANTITY
		Look availability	1

MICROPHONES

Several AKG, SHURE, BRUEL KJAER, SENNHEISER, wireless... Look availability.

COMUNICATION

TYPE	BRAND	DESCRIPTION	QUANTITY
MATRIX	CLEAR COM	Matrix intercom	1
Intercom	CLEAR COM	Complete with cable	10
Intercom	HOLLYLAND	Wireless system	8

VIDEO

The list of material is common to both auditoriums of the theatre Lliure. Look availability.

TV around the theatre with stage signal.

- Control room.
- Dressing rooms
- Stage manager desk
-

TYPE	BRAND	DESCRIPTION	QUANTITY
		Look availability.	